

# Setting Up Your Fundraiser Site

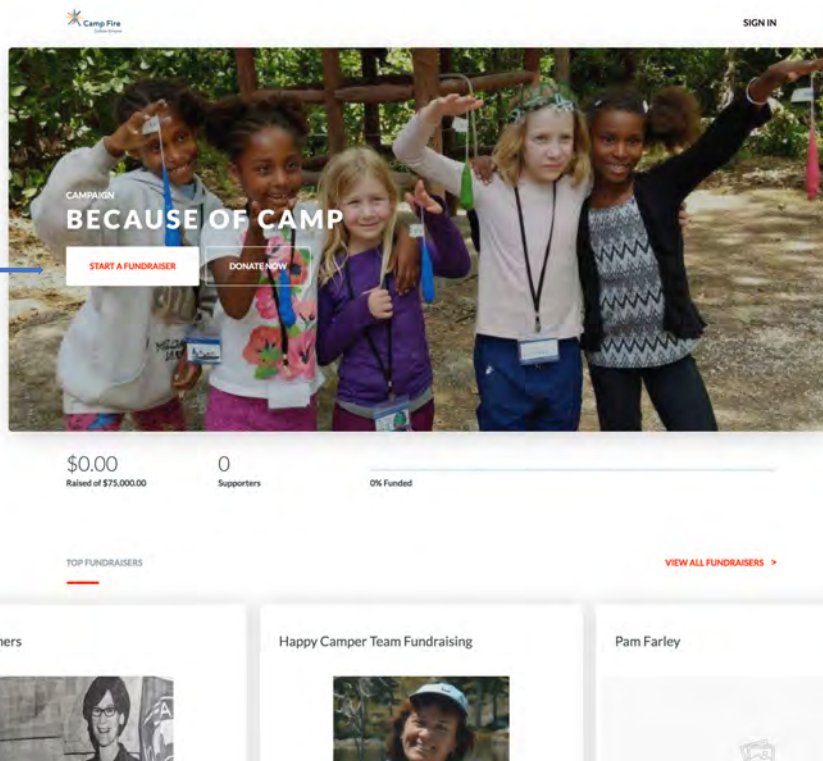
*Camp Fire Golden Empire's fundraising campaign is called "Because of Camp." This will show you how to create a fundraising page to support this campaign.*

Go to Camp Fire Golden Empire's donation site at:

<https://pages.donately.com/campfiregoldenempire/campaign/because-of-camp>

Click the white button that says "Start a Fundraiser."

□



You'll see a popup box called "Start a Fundraiser."

Enter your name and email.



SIGN IN

Put your team name or another inspiring message under “Title.”

In “Description,” share a personal story about why you’re supporting this campaign.

Enter your fundraising goal and upload a picture.

Click “Create Fundraiser” and check your email for the confirmation.

## START A FUNDRAISER

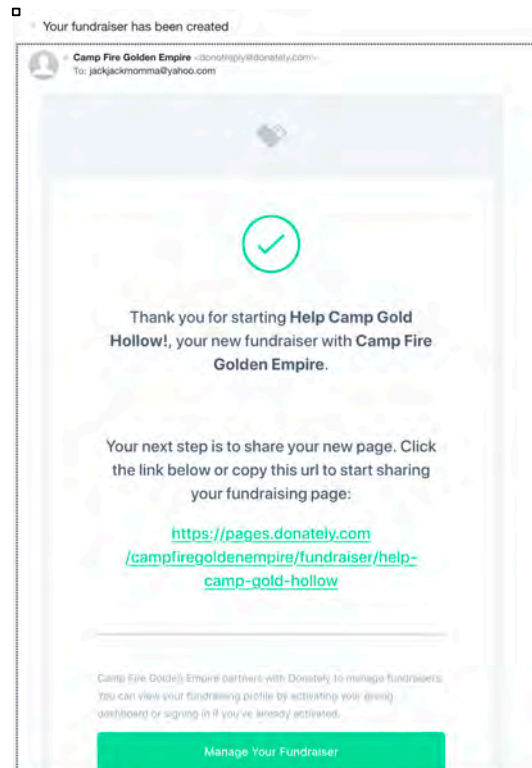
Starting a fundraiser is a great way to rally your friends and family to support the cause you care most about. It's your story and your connection to the organization that makes the difference.

The form contains the following fields and options:

- Name:** Two input fields for "First" and "Last".
- Email:** Input field with "adorayo@boomdayoh.com". Below it, text says "We'll send you an email after you're done."
- Title:** Input field with "Help Camp Gold Hollow!". Below it, text says "Give your fundraiser a title."
- Description:** Text area with "I spent lots of summers at Camp Gold Hollow and those days hold very special memories. I want other kids to experience the friendships that camp can provide!". Below it, text says "Tell people a little bit about your fundraiser."
- Fundraising Goal:** Input field with "\$ 5,000". Below it, text says "Your fundraising goal."
- Campaign:** Input field with "Because of Camp". Below it, text says "Which campaign is this for?".
- Photo (Optional):** A button labeled "Upload an image". Below it, text says "Upload a photo of yourself."

A red button labeled "CREATE FUNDRAISER" is at the bottom.

Keep your confirmation email. It contains a button that allows you to easily create a profile and edit your fundraiser (if needed).



This is your fundraising page. Here, you can see how much money you've raised and how many supporters you have. There's a "Donate Now" button and a "Share" button.

□

Camp Fire Golden Empire

SIGN IN

FUNDRAISER

# HELP CAMP GOLD HOLLOW!

Supporting Because of Camp

WHY I'M DOING THIS

**WHAT I'M RAISING MONEY FOR**

I spent lots of summers at Camp Gold Hollow and made lifelong friends. I want other kids to have that experience too. Please donate to help Camp pull through this financial crisis!

FUNDRAISER INFORMATION

SARASPONDA RETSETSET

Created 18 seconds ago

0% Funded

\$0.00

Raised of \$5,000.00

0 Supporters

**DONATE NOW** **SHARE**

RECENT DONATIONS

No recent donations.

Support Help Camp Gold Hollow!

Custom Donation Amount USD

**PAYMENT DETAILS**

If you click the "Share" button, you get a popup box that allows you to share directly to Facebook or Twitter. It's best to add a personal message when you share on these platforms—otherwise it will just appear as a link without context.

□

SOCIAL

SHARE ON facebook

SHARE ON twitter

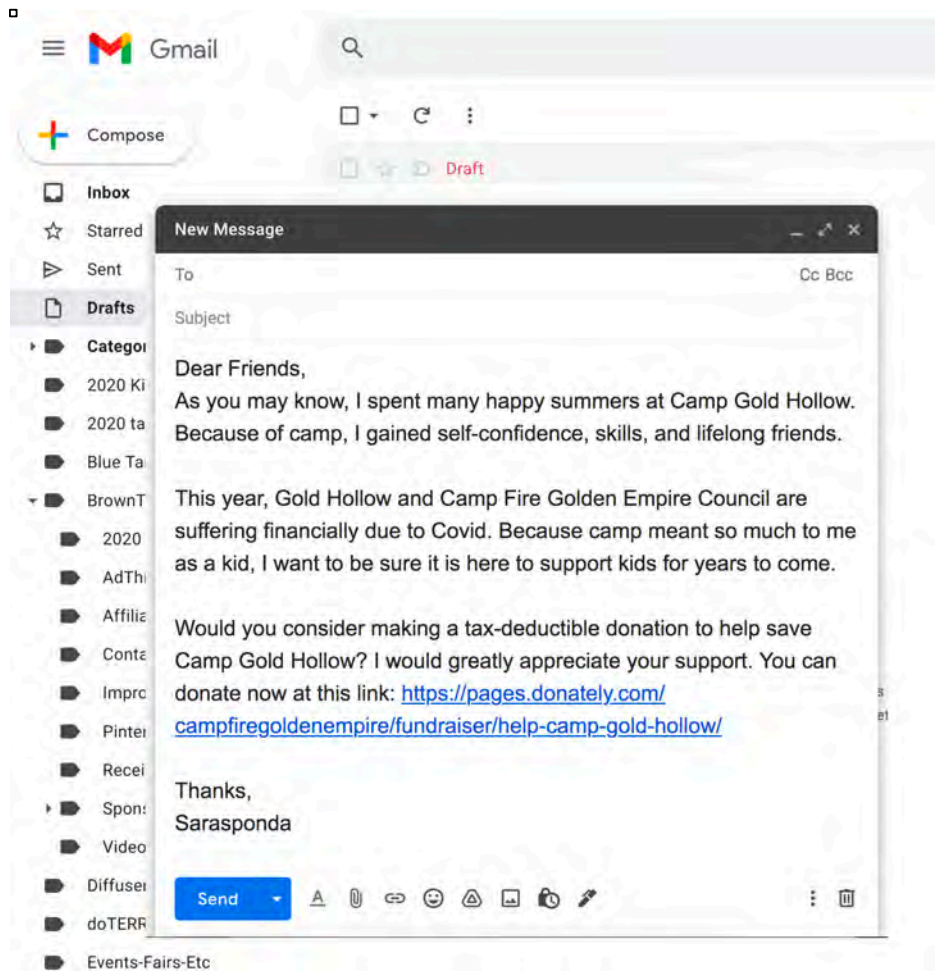
LINK

<https://pages.donately.com/campfiregoldenempire/fundraiser/help> Copy Link

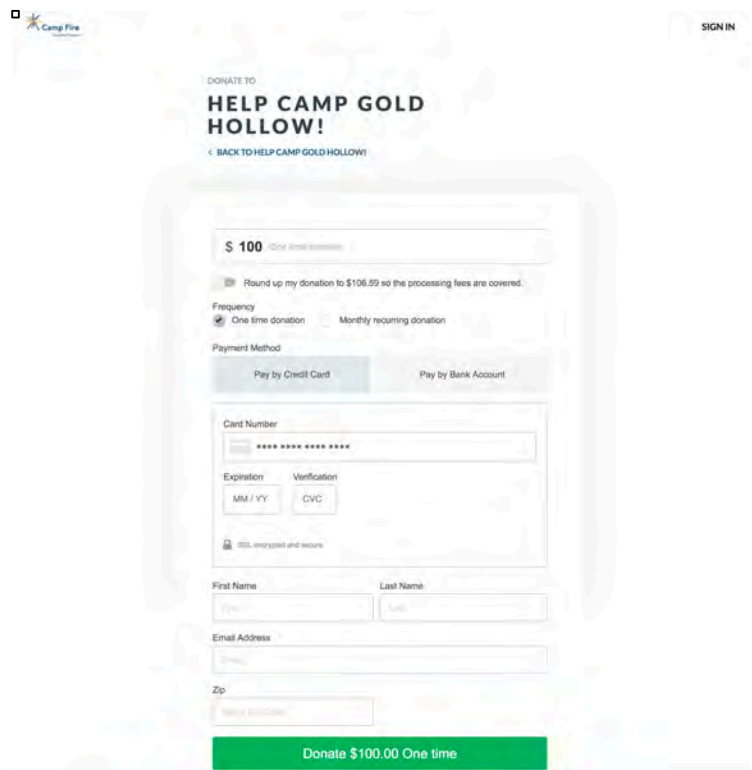
I recommend you use the “Copy Link” button to share the fundraiser via email.

Then you can tell your story, share photos, and get better engagement with your message.

Write your letter and paste the link into your email.



This is the screen that appears when donors click the “Donate” button. It auto-populates with a \$100 donation, but this can be changed to any amount. The button just below the donation box allows the donor to increase their donation to cover processing fees. They will receive a receipt when the transaction is complete.



## Frequently Asked Questions

1. How is donors' information secured?

Donately is fully PCI compliant, which means they safely and securely accept, store, process, and transmit cardholder data (also known as your donors' credit card information) during a credit card transaction.

2. Can I edit my fundraiser after I create it?

Yes. You'll need to create a profile on Donately to confirm your identity. Then you can edit your fundraiser by following the instructions here: <https://donately.zendesk.com/hc/en-us/articles/360009059154-How-to-edit-your-fundraiser>